

DF



Diagnostic couplings, ISO 15171-1 interchange.

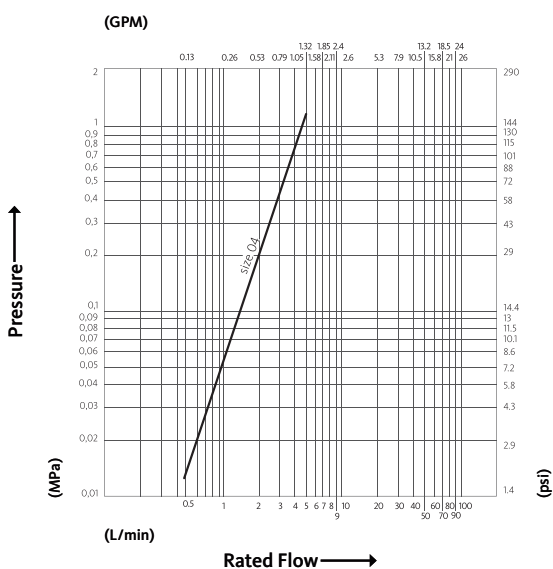
Flat face couplings specifically designed to measure the internal pressure of hydraulic circuits. Male part to be mounted on the hydraulic line and female part to be connected to gauge instruments. ISO 15171-1 interchange.



Applications



Pressure Drop



Test performed according to ISO 18869

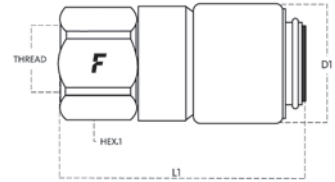
Technical Specifications

dash	Size mm	inch	Working Pressure (MPa)	Flow Rate (l/min)	Spillage (ml)	Force to Connect (N)	Burst pressure (MPa)		
							Male	Female	Male + Female
04	6.3	1/4"	47	2	0.01	70	190	150	180

Material	Steel
Seals	NBR
Working temperatures	- 25 °C to + 125 °C
Surface treatment	MATE 500 (CrIII)
Series Interchange	ISO 15171-1

Valve Type	Flat
Connection	Push to Connect
Disconnection	Sleeve Retraction
Connection Under Pressure	Not Allowed

DF

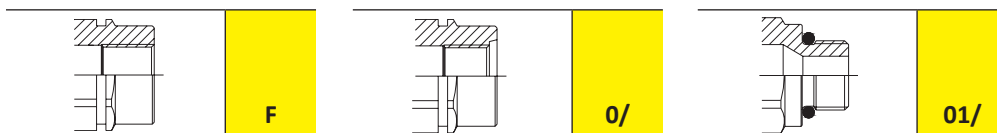


Size		Thread details			FEMALE						
mm	inch	Thread Type	Standard	Thread	Part Number	L (L1 + Thread)		D1		HEX1	
						mm	inch	mm	inch	mm	inch
6.3	1/4"	0/ METRIC	ISO 6149-1	M14x1.5 FEMALE ORB	DF04-0/1415 F	51.5	2.03	24	0.94	21	0.83
6.3	1/4"	0/ SAE	ISO 11926-1	9/16"-18 UNF FEMALE ORB	DF 04-38SAE F	54	2.13	23.5	0.93	21	0.83
6.3	1/4"	0/ SAE	ISO 11926-1	7/16"-20 UNF FEMALE ORB	DF 04-14SAE F	54	2.13	23.5	0.93	21	0.83
6.3	1/4"	F BSPP	ISO 1179-1	BSPP 1/4" FEMALE	DF 04-14GAS F	52.5	2.07	24	0.94	21	0.83
6.3	1/4"	01/ NPTF	ANSI B1.20.3	1/4" NPTF MALE	DF 04-1/14NPT F	56	2.2	24	0.94	21	0.83
6.3	1/4"	F NPTF	ANSI B1.20.3	NPTF 1/8" FEMALE	DF 04-18NPT F	42	1.65	24	0.94	21	0.83
6.3	1/4"	F NPTF	ANSI B1.20.3	NPTF 1/4" FEMALE	DF 04-14NPT F	50	1.97	24	0.94	21	0.83

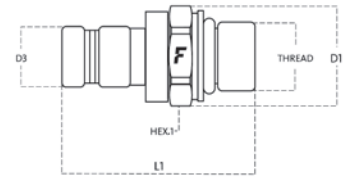
DF Accessories and Spares



PVC dust protections



DF



Size		Thread details			MALE									
mm	inch	Thread Type	Standard	Thread	Part Number	L (L1 + Thread)		D1		D3		HEX1		
						mm	inch	mm	inch	mm	inch	mm	inch	
6.3	1/4"	21/ BSPP	ISO 1179-2	1/8" BSPP MALE	DF04-21/18G M	40.8	1.61	19	0.75	12.55	0.49	17	0.67	
6.3	1/4"	35/ SAE	ISO 8434-3	11/16"-16 UN FEMALE ORFS	DF04-35/38SAEM	35.4	1.39	24	0.94	12.55	0.49	22	0.87	
6.3	1/4"	35/ SAE	ISO 8434-3	13/16"-16 UN FEMALE ORFS	DF04-35/12SAEM	39.1	1.54	26	1.02	12.55	0.49	24	0.94	
6.3	1/4"	29/ SAE	ISO 8434-2	3/4"-16 UNF FEMALE JIC	DF04-29/12SAEM	42.6	1.68	24.5	0.96	12.55	0.49	22	0.87	
6.3	1/4"	28/ SAE	ISO 8434-2	9/16" -18 UNF FEMALE JIC	DF04-28/38SAEM	38.1	1.5	21	0.83	12.55	0.49	19	0.75	
6.3	1/4"	27/ SAE	ISO 8434-3	9/16"-18 UNF FEMALE	DF04-27/14SAEM	40.6	1.6	19	0.75	12.55	0.49	17	0.67	
6.3	1/4"	01/ BSPP	ISO 1179-3	1/4" BSPP MALE	DF04-21/14G M	44.9	1.77	21	0.83	12.55	0.49	19	0.75	
6.3	1/4"	01/ METRIC	ISO 6149-2	M14x1.5 MALE	DF04-21/1415M	42.1	1.66	21	0.83	12.55	0.49	19	0.75	
6.3	1/4"	01/ METRIC	ISO 6149-2	M12x1.5 MALE	DF04-21/1215M T	44.9	1.77	21	0.83	12.55	0.49	19	0.75	
6.3	1/4"	13/ SAE	ISO 8434-2	9/16"-18 UNF MALE JIC	DF04-13/38SAEM	41.1	1.62	21	0.83	12.55	0.49	19	0.75	
6.3	1/4"	12/ SAE	ISO 8434-3	9/16"-18 UNF MALE BULKHEAD ORFS	DF04-12/14SAEM	62.2	2.45	21	0.83	12.55	0.49	19	0.75	
6.3	1/4"	01/ SAE	ISO 11926-3	1/2"-20 UNF MALE	DF04-1/516SAEM	36.1	1.42	21	0.83	12.55	0.49	19	0.75	
6.3	1/4"	01/ SAE	ISO 11926-3	9/16"-18 UNF MALE	DF04-1/38SAE M	37.1	1.46	19	0.75	12.55	0.49	17	0.67	
6.3	1/4"	01/ SAE	ISO 11926-3	3/8"-24 UNF MALE	DF04-1/316SAEMT	38.9	1.53	19	0.75	12.55	0.49	17	0.67	
6.3	1/4"	01/ NPTF	ANSI B1.20.3	1/8" NPTF MALE	DF04-1/18NPT M	40.9	1.61	19	0.75	12.55	0.49	17	0.67	
6.3	1/4"	01/ METRIC	ISO 6149-2	M18x1.5 MALE	DF04-1/1815 M	44.1	1.74	27	1.06	12.55	0.49	24	0.94	
6.3	1/4"	01/ SAE	ISO 11926-3	7/16"-20 UNF MALE	DF04-1/14SAE M	40.5	1.59	19	0.75	12.55	0.49	17	0.67	
6.3	1/4"	01/ SAE	ISO 11926-3	3/4"-16 UNF MALE	DF04-1/12SAEM T	42.5	1.67	27	1.06	12.55	0.49	24	0.94	
6.3	1/4"	0/ SAE	ISO 11926-1	9/16"-18 UNF FEMALE ORB	DF 04-38SAE M	37	1.46	19	0.75	12.55	0.49	17	0.67	
6.3	1/4"	F NPTF	ANSI B1.20.3	NPTF 1/8" FEMALE	DF 04-18NPT M	36.1	1.42	19	0.75	12.55	0.49	19	0.75	
6.3	1/4"	0/ SAE	ISO 11926-1	7/16"-20 UNF FEMALE ORB	DF 04-14SAE M	42	1.65	21	0.83	12.55	0.49	19	0.75	
6.3	1/4"	F NPTF	ANSI B1.20.3	NPTF 1/4" FEMALE	DF 04-14NPT M	40	1.57	21	0.83	12.55	0.49	19	0.75	
6.3	1/4"	01/ NPTF	ANSI B1.20.3	1/4" NPTF MALE	DF 04-1/14NPTM	41.1	1.62	21	0.83	12.55	0.49	19	0.75	
6.3	1/4"	01/ BSPP	ISO 1179-3	1/4" BSPP MALE	DF 04-1/14GASM	39.1	1.54	21	0.83	12.55	0.49	19	0.75	
6.3	1/4"	21/ BSPP	ISO 1179-2	1/8" BSPP MALE	DF04-21/18G MT	40.8	1.61	21	0.83	12.55	0.49	17	0.67	

NOTE: Part numbers ending with "T" are provided with caps.

